

Request For Light Plan

Page 1 of 2

P.L. Light Systems
 4800 Hinan Dr.
 Beamsville, ON
 Canada L0R 1B1

Grower Information

Company Name : _____

Correspondence Information

Contact Person : _____

Address : _____

City : _____

Postal Code : _____

Telephone : _____

Mobile Tel : _____

Fax : _____

Email : _____

Nursery Information

Dealer/Contact : _____

Address : _____

City : _____

Postal Code : _____

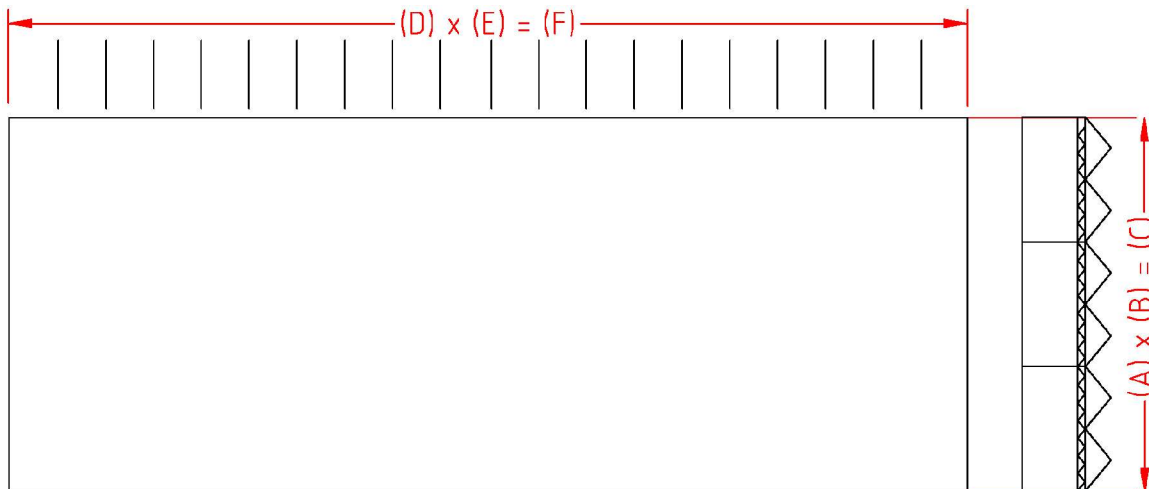
Telephone : _____

Mobile Tel : _____

Fax : _____

Email : _____

Operation Information



Please sketch in any spaces, e.g. the location of the shed, basin, CHP installation and paths in the plan. In the case of more complex spaces, please include the plan with this document.

Heating pipes, Irrigation pipes etc. affect the uniformity and light level. Please sketch in the exact locations and their numbers on **page 2**.

Number of Bays (A) : _____

Bay Size (B) : _____

Total Width (C) : _____

Number of Sections (D) : _____

Sections Size (E) : _____

Total Length (F) : _____

	Yes	No
Screen :	<input type="checkbox"/>	<input type="checkbox"/>
Heating Pipes :	<input type="checkbox"/>	<input type="checkbox"/>
Irrigation Pipes :	<input type="checkbox"/>	<input type="checkbox"/>
Other obstacles :	<input type="checkbox"/>	<input type="checkbox"/>

...if so, what kind: _____

	Yes	No
Newly built greenhouse :	<input type="checkbox"/>	<input type="checkbox"/>
CHP Installation :	<input type="checkbox"/>	<input type="checkbox"/>
Energy from the mains :	<input type="checkbox"/>	<input type="checkbox"/>
Fixtures already present :	<input type="checkbox"/>	<input type="checkbox"/>

...if so, what type: _____

The light plan is designed on the basis of the available information. We are not liable for lacking data. Please enter the locations and the number of obstacles on **page 2**.

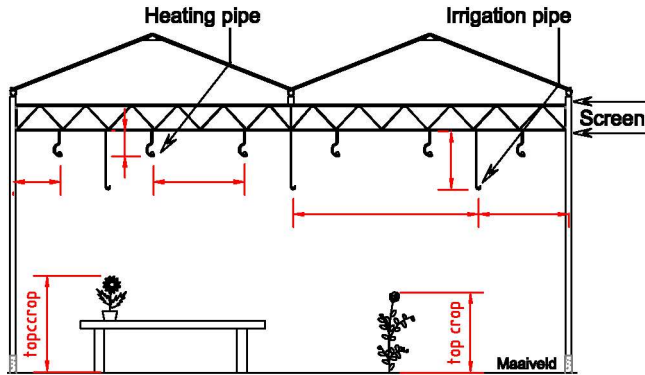
To the light plan (drawing + computer calculation) the "Explanation to Lighting plan", the Mataalunie conditions and supplementary guarantee provisions of P.L. Light Systems apply.

Request For Light Plan

Page 2 of 2

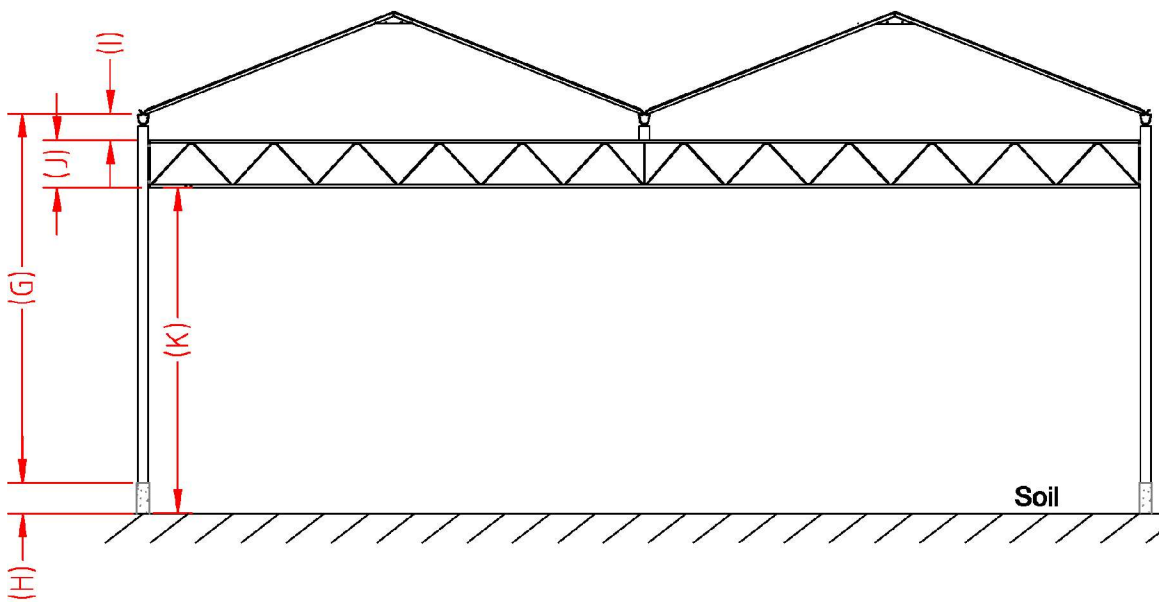
P.L. Light Systems
 4800 Hinan Dr.
 Beamsville, ON
 Canada L0R 1B1

Company Name : _____



- Gutter Height (G) : _____
- Height of Concrete Pile(H) : _____
- Gutter to Truss (I) : _____
- Truss Height (J) : _____
- Underside Truss to Soil (K) : _____
- Crop : _____
- Top of Crop to Soil : _____ (mtr)
- Light Level : _____ (lux)

Example:



Heating pipes, irrigation pipes etc. affect the uniformity and light level. Please sketch in the exact locations and their numbers.

The light plan is designed on the basis of the available information. We are not liable for lacking data. Please enter the locations and the number of obstacles above.

To the light plan (drawing + computer calculation) the "Explanation to Lighting plan", the Mataalunie conditions and supplementary guarantee provisions of P.L. Light Systems apply.