

HS2000 lighting fixtures

In 400 Watt and 600 Watt with various reflectors

With the HS2000 lighting fixture, Hortilux Schröder has made a great move forward with regard to yield and reliability in operation.

With its slim but sturdy housing and its double compartment, the HS2000 is a modern all-in-one fixture.

The expertise and experience of Hortilux Schröder created the foundation of its development.

The most important requirements a fixture has to meet, have been fulfilled in the HS2000.

The design is so slim, that the blocking of light entry into the greenhouse is minimal. At the same time, the aluminium housing is solid enough to function trouble-free for years on end.

However, the most important innovation is found on the inside. Hortilux Schröder has applied two internal compartments. This improves the heat removal, as the fixture stays cooler

and as such, an extended life of the electrical parts can be guaranteed. Hortilux Schröder has also thought of a service-friendly housing. The sturdy aluminium housing is easy to maintain and can be reliably secured against theft. The reflector with butterfly nut attachment can be removed in seconds for cleaning. In addition, we guarantee the HS2000 fixture for two years instead of one.

The HS2000 is available in either 400 Watt/230 Volt or 600 Watt/230 Volt and 600 Watt/400 Volt, with six reflector types: Special Deep, Deep, Delta, Midi, Wide and SuperWide. Thus, a perfect distribution of light is achieved in every situation. Hortilux Schröder can advise you about the best possible combination of fixtures, reflectors, pattern and the distance between lamp and crop. This will help you achieve optimum results with a minimum number of fixtures. Feel free to ask for an offer without engagement.

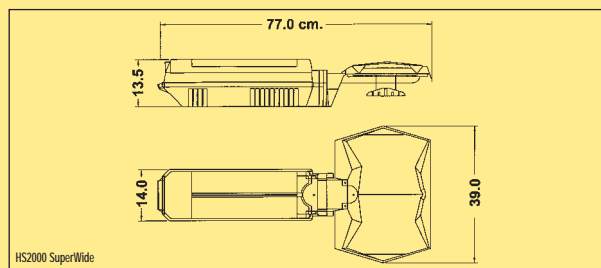
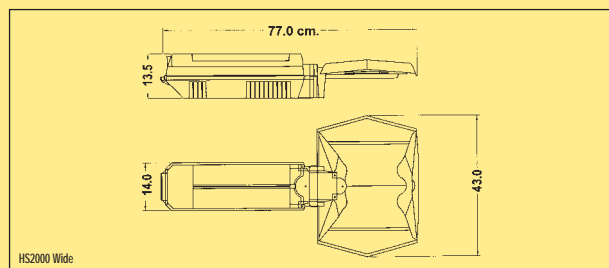
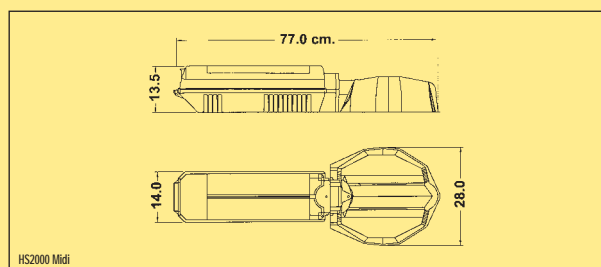
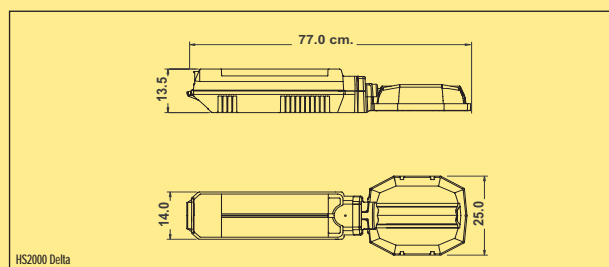
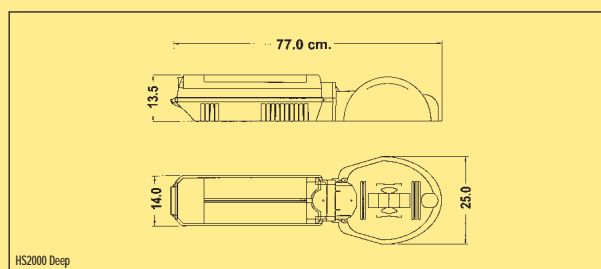
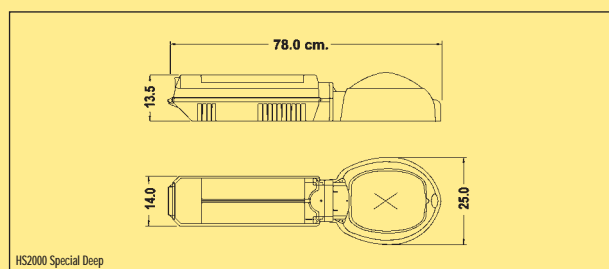


HORTILUX  **SCHRÉDER**
Supplemental Lighting

Technical specifications HS2000

	400 Watt/230 Volt	600 Watt/230 Volt	600 Watt/400 Volt
High-pressure sodium lamp	400 Watt/230 Volt	600 Watt/230 Volt	600 Watt/400 Volt
Electricity consumption (230V)	2,3 Amp.	3,3 Amp.	1,85 Amp.
Voltage/frequency	(220V) 230V (240V)/50 Hz	(220V) 230V (240V)/50 Hz	400V/50 Hz
(Av.) Power consumption	445 Watt	645 Watt	645 Watt
Tolerance lamp/VSA	± 5%	± 5%	± 5%
Power factor (cos ϕ)	> 0,85 i	> 0,85 i	> 0,9 i
Weight (incl. reflector and lamp)	± 9 kg	± 11 kg	± 11 kg

All fixtures meet the test specifications for professional cultivation under glass (ENEC, KEMA, IP23 and Insulation class 1). In addition they also bear the CE marking. Different types of lamps, voltages and/or frequencies/filter chokes on request.



Your Hortilux Schröder installer:

HORTILUX  **SCHRÉDER**
Supplemental Lighting

Hortilux Schröder b.v.
Vlotlaan 412, 2681 TV Monster
The Netherlands
Tel. +31 174 28 66 28
Fax +31 174 28 66 48
www.hortilux.com
E-mail info@hortilux.com

